

Kverneland Group Les Landes Génusson SAS

1. Outline


Address	9 rue du Poitou 85130 Les Landes Génusson
Number of employees	83
Site area	13500m ³
Establishment day	1-Jan-1948
ISO14001 certification date	-



2. Products

Main products

- Cultivators
- Disc harrows
- Compact disc harrows
- Seedbed harrows
- Subsoilers
- Integrated drills



3. Environmental policy

- The Kubota Group aspires to create a society where sustainable development is possible on a global scale.
- The Kubota Group contributes to the conservation of global and local environments through its environmentally friendly operations, products, and technologies

4. Environmental performance data (Jan. 2015 to Dec. 2015)

Used amount of energy	Crude oil equivalent KL	177
Used amount of water	thousand m ³	1

CO ₂ emission*	t -CO ₂	90
---------------------------	--------------------	----

*CO₂ emissions from energy sources.

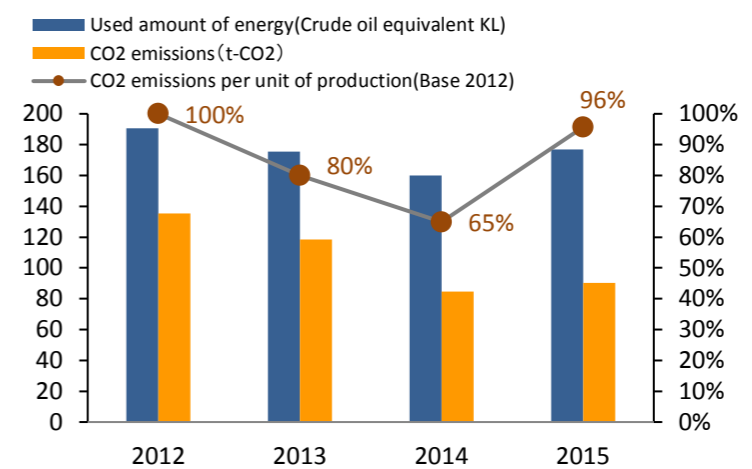
Air Pollutant measurement results				
Main smoke and soot generation facilities		No smoke and soot generating facilities		
	Unit	Control content	Control value	Maximum measured
SO _x	Total emission control and K-value control: m ³ N/h	-	-	-
NO _x	Total emission control: m ³ N/h, Concentration control: ppm	-	-	-
Particulate	Concentration control: g/m ³ N	-	-	-

Amount of discharge water	thousand m ³ /year	1	
Amount of pollutant in discharge water	COD	kg/year	-
	Nitrogen	kg/year	-
	Phosphorus	kg/year	-

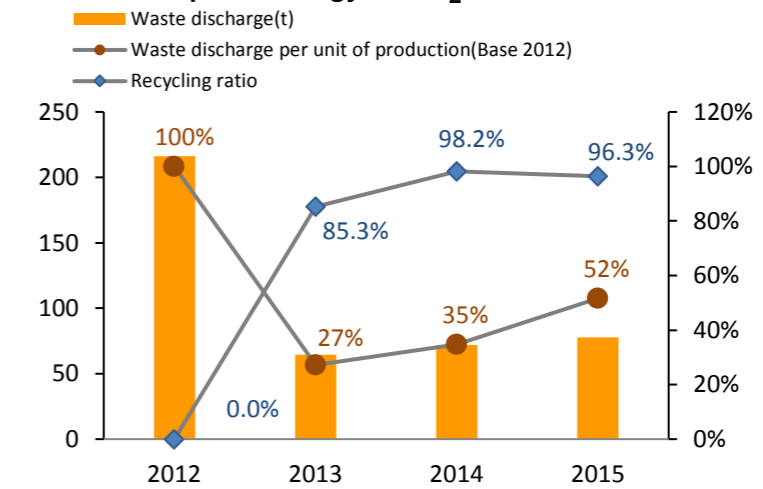
Water pollutant measurement results				
	unit	Control value	Maximum measured	
Public water areas	pH	-	-	-
	BOD	mg/L	-	-
	COD	mg/L	-	-
	Nitrogen	mg/L	-	-
	Phosphorus	mg/L	-	-
	Hexavalent chromium	mg/L	-	-
	Lead	mg/L	-	-
	COD, total emission control	kg/day	-	-
	Nitrogen, total emission control	kg/day	-	-
	Phosphorus, total emission control	kg/day	-	-
Sewerage lines	pH	-	Sewage discharge	
	BOD	mg/L		
	COD	mg/L		
	SS	mg/L		

Waste discharge	t /year	78
Recycling ratio	%	96.3%

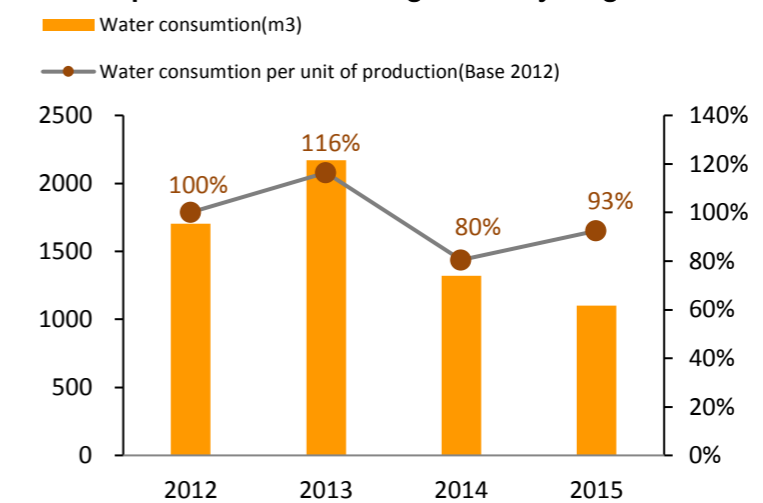
VOC emission	t /year	6
--------------	---------	---



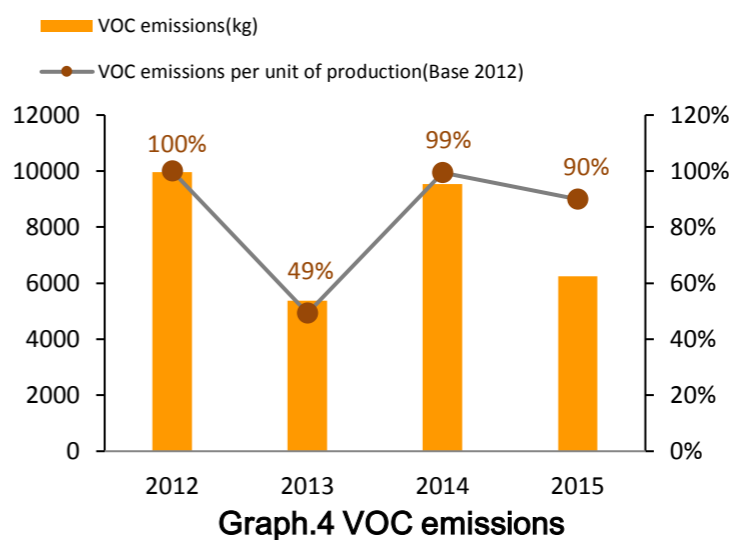
Graph.1 Energy & CO₂ emissions



Graph.2 Waste discharge & Recycling ratio



Graph.3 Water consumption



Graph.4 VOC emissions